



The professional  
imposition solution for  
the corporate publishing  
environment

**IMPRESS 2.5**



ULTIMATE  
TECHNOGRAPHICS

- Invented digital imposition in 1989
- PS3 developer
- CIP3 founding member
- Offices in North America and Europe offering support, training and marketing.

# Solutions for On-Demand Printing




# **Solutions for On-Demand Printing**



How does IMPress add value to Print on Demand systems?

- 1 - Speed, Power and Automation
- 2 - Ease of use
- 3 - Flexibility
- 4 - Pre-Press workflow

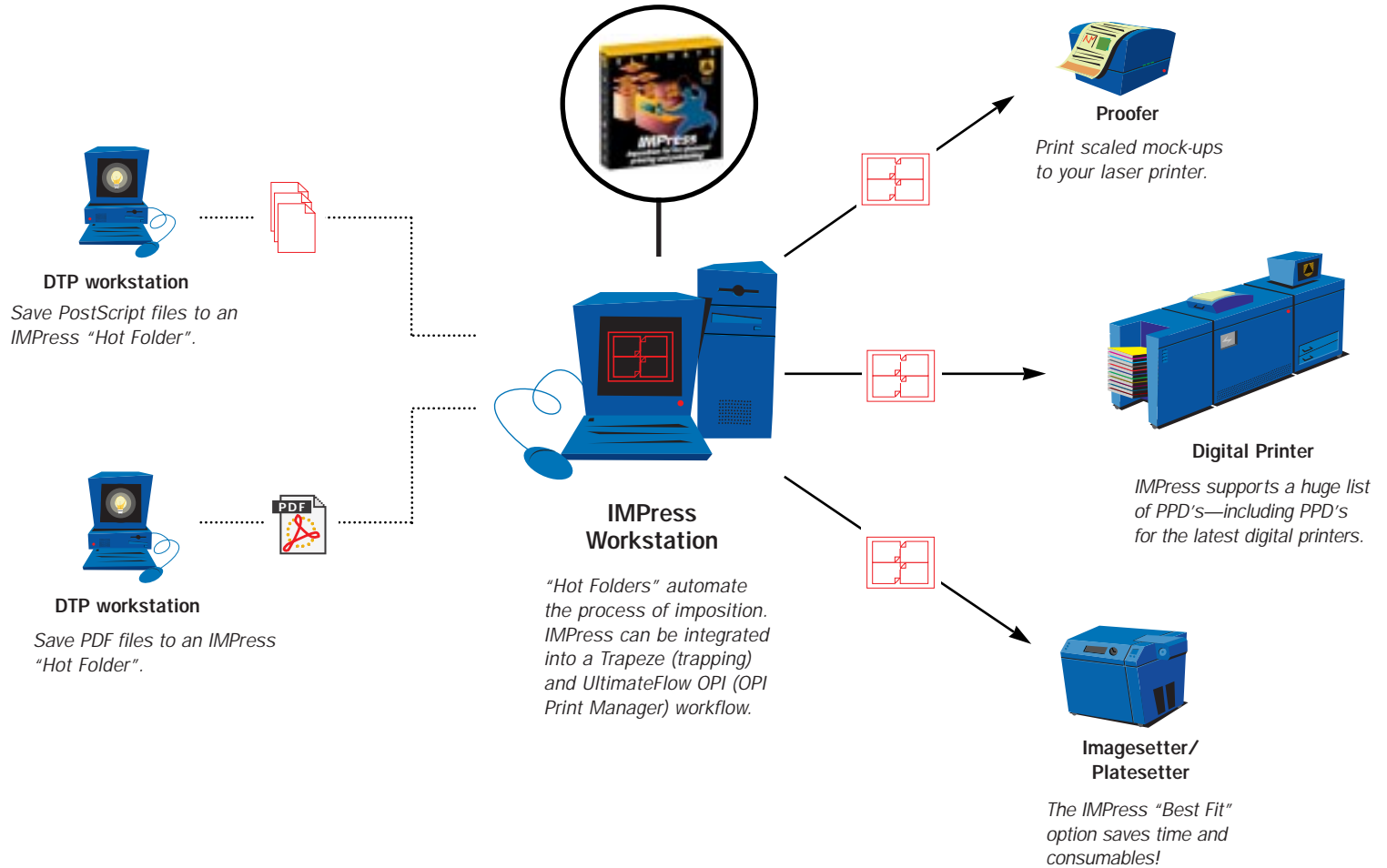
# Solutions for On-Demand Printing



IMPRESS is designed specifically for the On-Demand printing world.

- Simple four step approach to imposition speeds the process
- Powerful array of imposition tools available for all types of jobs
- "Hot folders" automate professional imposition features

# IMPress Workflow



## Ease of use



IMPress was designed specifically for On-Demand and corporate Publishing environments.

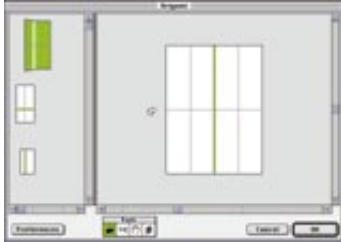
The interface and terminology is simple and straight forward, the perfect solution for anyone with minimal DTP experience.

# Solutions for On-Demand Printing

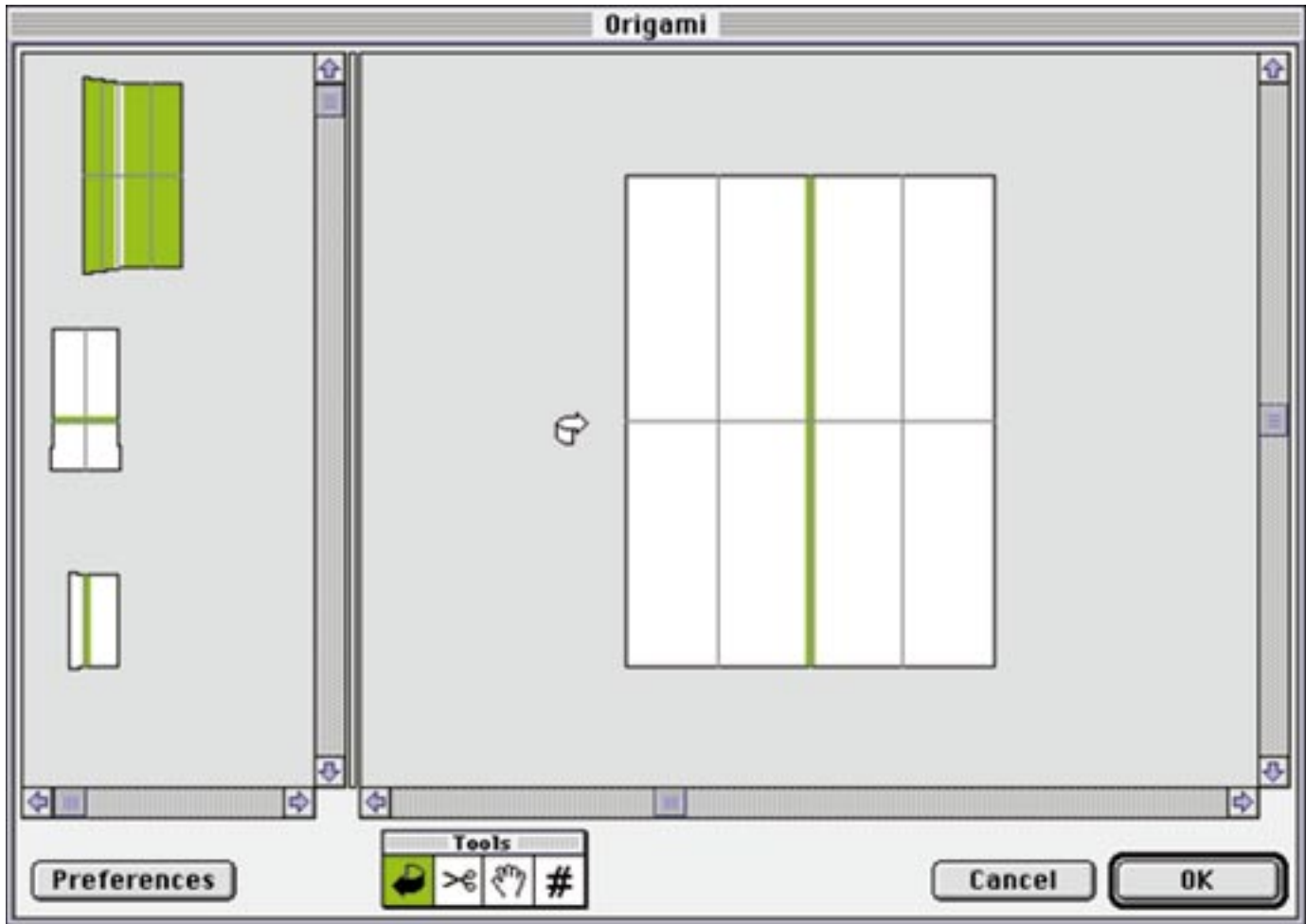


## Virtual Folding with Origami

# Solutions for On-Demand Printing



Every print job begins with a folding dummy. With IMPress "virtual paper" is folded on-screen. the results are automatic page sequencing and orientation of the pages, position of folding marks for the most complex jobs..



## Ease of use



To setup an imposition Hot Folder in IMPress we simply create our job parameters using the Hot Folder setup dialogue.

# Solutions for On-Demand Printing



**Hot Folder Definition**

**Job...** Eight Page - Portrait

**Print...** Linotype L630

**Folder...** 1900MB:Desktop Folder:IMPress Hot Folder

Delete file when done

Off  
 Manual  
 Automatic

**Cancel** **OK**





IMPress has a “Best Fit” button which automatically chooses the optimum signature template for the job. You can also choose from the library or make your own.

# Solutions for On-Demand Printing

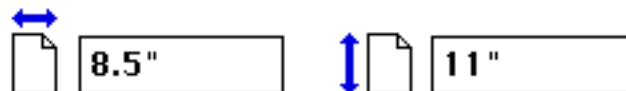
## Job Setup

No. of Pages in Job:

Final Output:  Single Sided  Double Sided

Finishing Method:  Stacked  Inserted  
 Step & Repeat

Trim Page Size:



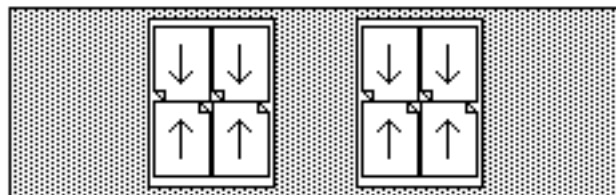
Sheet Size:



Master Layout: Eight Page - Portrait

**Best Fit**

Library...



Options...

Cancel

OK

## Ease of use



After you finish your Job Setup, you can specify your printing parameters.

# Solutions for On-Demand Printing

BACK

NEXT

ULTIMATE TECHNOGRAPHICS

LaserWriter: LaserWriter 16/600 PS

Job Name: IMPress Hot Folder

Use

Signatures:

Colors:

Cancel

Options

Printer Setup

Signature 1 - Front  
Signature 1 - Back  
Signature 2 - Front  
Signature 2 - Back  
Signature 3 - Front  
Signature 3 - Back  
Signature 4 - Front

All Colors

Sides

- Fronts
- Backs
- Manual Duplexing
- Last to First Sig.
- Backs before Fronts

Output

- Normal
- Mock-up

Copies: 1

Destination

- Printer
- File(s)

Printer: Linotype L630

Resolution: No resolutions

## Flexibility

Freehand  
CorelDraw  
QuarkXPress  
Illustrator  
Pagemaker  
Framemaker  
Photoshop

IMPress provides the most flexible imposition solution for On-Demand printing. Over 150 Publishing application filters are included with Impress 2.5, **INCLUDING PDF!**

# Solutions for On-Demand Printing



BACK

NEXT

ULTIMATE TECHNOGRAPHICS

# IMPress can be incorporated into a Pre-Press workflow by including Trapeze or any other trapping solution.

